

AeroDR

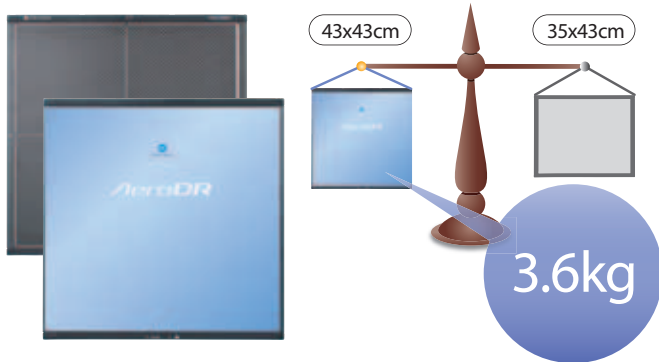
43x43cm flat panel detector



Konica Minolta introduces a new member of the AeroDR family, a wireless cassette 43x43cm flat panel detector (FPD), that delivers a large imaging area.

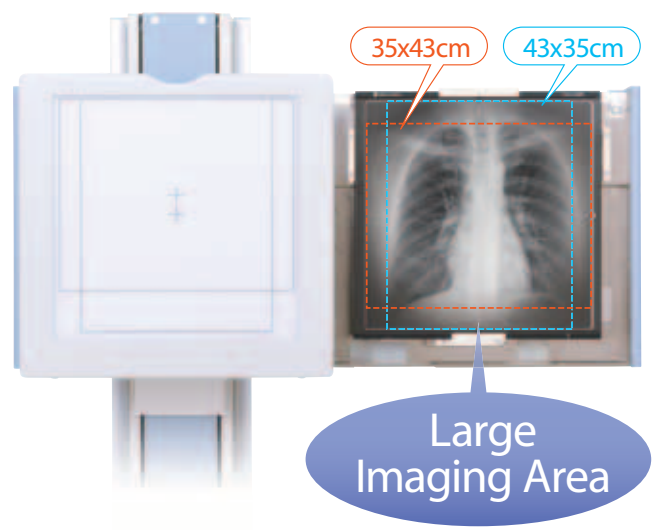
World's Lightest 43x43cm

The most lightweight (3.6 Kg) 43x43cm panel, despite being wireless and cassette sized.



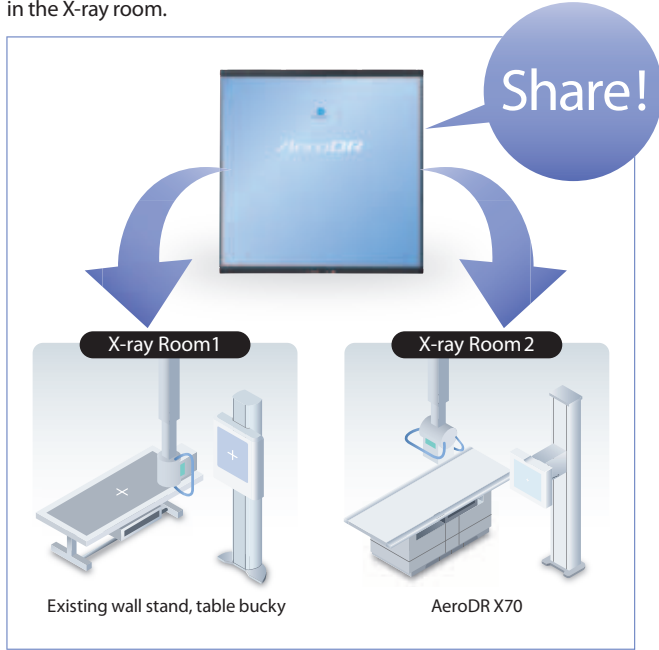
The 43x43cm Provides Large Imaging Area

There is no longer a need to rotate the panel from portrait to landscape and vice versa in the bucky tray depending on the patient's size when performing chest or abdominal X-ray procedures. Since the image area is increased, additional X-ray field is provided during positioning, thereby reducing positioning errors.




Shared FPD Solution

Like the 35x43cm, the 43x43cm panel has a cassette size and simply fits into the existing bucky tray or cassette holder. The panel can be carried around and shared among X-ray rooms. Moreover the 43x43cm panel is a wireless cassette FPD, which enables wall stand, table and free cassette-based exams to be performed with one panel in the X-ray room.



No Problem With Trickle Charge

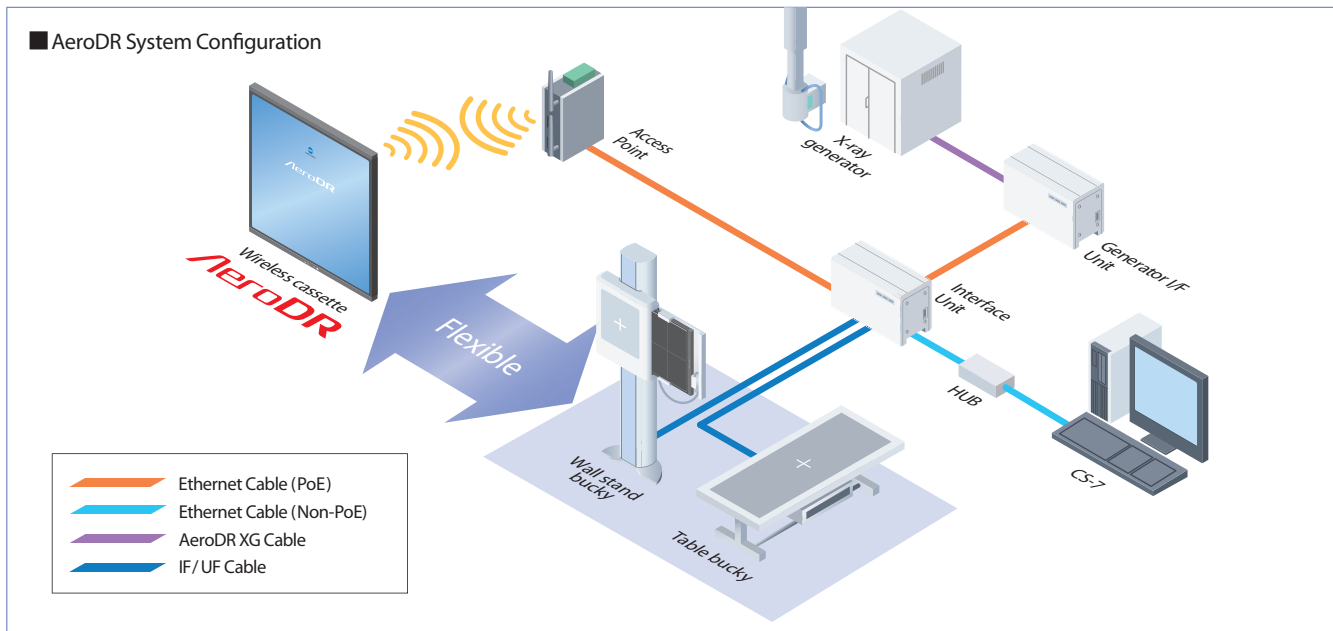
The AeroDR 43x43cm flat panel detector will fit any existing wall-stand or table bucky tray. The AeroDR is the only wireless cassette flat panel detector that allows continuous trickle charging of the battery through a wired connection, without having to make any modifications to the panel before or afterwards.



WIRELESS DIGITAL RADIOGRAPHY SYSTEM AeroDR

Detection method	Indirect conversion method
Scintillator	CsI (Cesium Iodide)
Dimensions (W x D x H)	43x43cm : 459.8 x 460.2 x 15.9 mm / 35x43cm : 383.7 x 460.2 x 15.9 mm
Weight	43x43cm : 3.6 kg / 35x43cm : 2.9 kg
Pixel Size	175µm
Image area size	43x43cm : 425.25x425.95mm (2,428x2,428 pixels) / 35x43cm : 348.95x425.25mm (1,994 x 2,430 pixels)
AD conversion	16 bit (65,536 gradients)
Communication	Dedicated wired Ethernet connection / wireless LAN (IEEE802.11a compliant)
WLAN encryption	Wireless encryption method : AES / Authentication method : WPA2-PSK
Cycle time	43x43cm : Approx. 9.9 seconds when connected with the dedicated wired connection / Approx. 15.5 seconds when connected to wireless LAN connection 35x43cm : Approx. 9.2 seconds when connected with the dedicated wired connection / Approx. 13.3 seconds when connected to wireless LAN connection
Dynamic Range	4 digits
Battery charging time empty to full	Within 30 minutes (when using the AeroDR Battery Charger) Within 60 minutes (when using the dedicated cable)
Battery duration in standby status	Approx. 16 hours
Number of exposable images	43x43cm : 173 images / 4.8 hours 35x43cm : 200 images / 5.5 hours * Under the condition that the interval between studies is five minutes and three images are captured in each study, assuming 20 seconds for each exposure to position a patient.
Battery expected lifetime	Exceeds the AeroDR Detector product lifetime
Recommended storage and usage environment conditions	When operating : 10 to 30°C / 35 to 80% RH When not operating : -10 to 40°C / 20 to 90% RH

- The described performance may change depending on the environment and frequency of use.
- Specifications based on fully charged battery.
- Specifications are subject to change without prior notice.
- * Ensure no water condensation.



KONICA MINOLTA

KONICA MINOLTA MEDICAL & GRAPHIC IMAGING EUROPE B.V.
Frankfurtstraat 40, 1175 RH Lijnden, The Netherlands

Distributed by :